

# Deaf Awareness Week



05 – 11 May 2025

Registered with



# ‘Beyond Silence’



1

Break down barriers and increase accessibility for Deaf people


2

Emphasise the richness of Deaf culture and the importance of recognition

3


Encourage the understanding of diverse communication methods used by the Deaf community, including British Sign Language [BSL]

# How breaking down barriers can improve accessibility for Deaf people?



- Face the person you wish to talk to
- Maintain your eye contact
- Do not speak too fast or too slowly
- Do not exaggerate your mouth movement.  
Do not shout
- Do not cover your mouth with your hands,  
paper or pen or look away often
- Do not mumble or speak through clenched teeth
- Having a beard and / or moustache can make it harder to lipread
- Be aware if in a dull lit room or darkened sky, it is more difficult for them to lipread you
- If you struggle to make yourself understood, try using different words / sentences; use gestures; use written words
- Ensure you do not stand with a bright light behind your back, or your face will be in the shadow

# The importance of emphasising the richness of Deaf culture and its recognition




## 1. Recognising Inclusion and Empowerment:

Deaf culture helps hearing individuals understand Deaf people are not just individuals with a disability, but members of a cultural group with their own distinct traditions and way of life.

Empower Deaf individuals by acknowledging and valuing their culture, Deaf individuals can feel more connected to their heritage and identity, which can lead to increased self-esteem and empowerment.

Foster inclusivity by recognising Deaf culture in an educational setting, workplaces, and public spaces. This helps create more inclusive environment where Deaf people can thrive and participate fully in society.




## **2. Cultural Preservation and Enrichment:**

Preserve unique traditions of stories, art and literature that are passed down through generations. Recognising the culture helps to ensure its preservation and continued vibrancy

Deaf culture has much to offer the wider community. Its unique artistic expressions such as sign language theatre and visual arts, which can enrich society's understanding of diversity and creativity

Learning about Deaf culture, ensures hearing individuals can gain a broader understanding of different cultures and ways of life, fostering intercultural empathy and respect.




### **3. Addressing Misconceptions and Stereotypes:**

Challenge the disability model to recognise Deaf culture as a distinct culture helps shift the focus from deafness as a disability to a cultural identity, challenging the medical model of deafness

Promote to understand and respect for Deaf culture, stereotypes and stigma associated with deafness can be reduced, leading to a more inclusive and supportive society for Deaf people

Highlight Deaf culture and sign language can raise awareness about the needs and experiences of Deaf people, encouraging the development of inclusive policies and practices




#### **4. Importance of Sign Language:**

Deaf culture is deeply intertwined with sign language, which is a unique and complex language in its own right. Recognising sign language as a language is crucial for the preservation and promotion of Deaf culture

Promote and advocate for bilingual education, where sign language and English are used in schools, can empower Deaf learners to achieve their full potential

Provide access to sign language interpreters in various settings, such as workplaces, healthcare facilities, and in education settings. This is essential for ensuring effective communication with Deaf people

# Understand diverse communication methods used by the Deaf community, including British Sign Language [BSL]




The Deaf community uses a variety of communication methods, with British Sign Language [BSL] as the primary one in the UK. Other methods include lip reading, fingerspelling and written communication.

BSL is a visual-gestural language with its own unique grammar, vocabulary, and syntax, distinct from English.

Communication Methods are shown on the next slide.....





### **British Sign Language:**

A visual language that uses hand shapes. Facial expressions, body language and lip patterns to convey meaning. It has its own distinct grammar and syntax, separate from English

### **Lip Reading:**


Some Deaf individuals rely on lip reading to understand spoken words

### **Fingerspelling:**

Is used to spell out names of people and places for which there's not a sign for. It can also be used to spell words for signs that the signer doesn't know the sign for

### **Written Communication:**

A common way for Deaf individuals to express themselves and understand others



**The Catholic Deaf Association hopes you have enjoyed reading how barriers can be broken, recognise culture including the diverse communication methods**

**We hope you are able to donate to support the CDA**

**How to donate is shown on the next slide**


# How do I donate to the CDA's JustGiving page



Go to [justgiving.com](https://www.justgiving.com)

1. Log in or sign up
2. Click on 'Start fundraising' at the top of the page.
3. Click 'Yes, I'm fundraising for a charity'
4. Click the blue button 'Next'
5. Type in 'Catholic Deaf Association' as your cause
6. Click the blue button 'Continue'
7. Continue until you reach 'How much would you like to raise'

A screenshot of a 'Login Form' on a mobile device. It features a blue 'Login' button at the top left and a 'signup' link at the top right. Below these are input fields for 'Email Address' and 'Password'. A 'Forgot password?' link is positioned below the password field. A 'login for' button is partially visible on the right side. At the bottom, there is a blue 'Login' button and a link that says 'Create an account signup now'.A screenshot of a 'Signup Form' on a mobile device. It has a blue 'Signup' button at the top right and a 'Login' link at the top left. The form includes input fields for 'Name', 'Email Address', 'Password', and 'Confirm password'. At the bottom, there is a blue 'Signup' button and a link that says 'Already have an account? Login'.



**Thank you for your support!**